

R2000WF Rotator

FEATURES

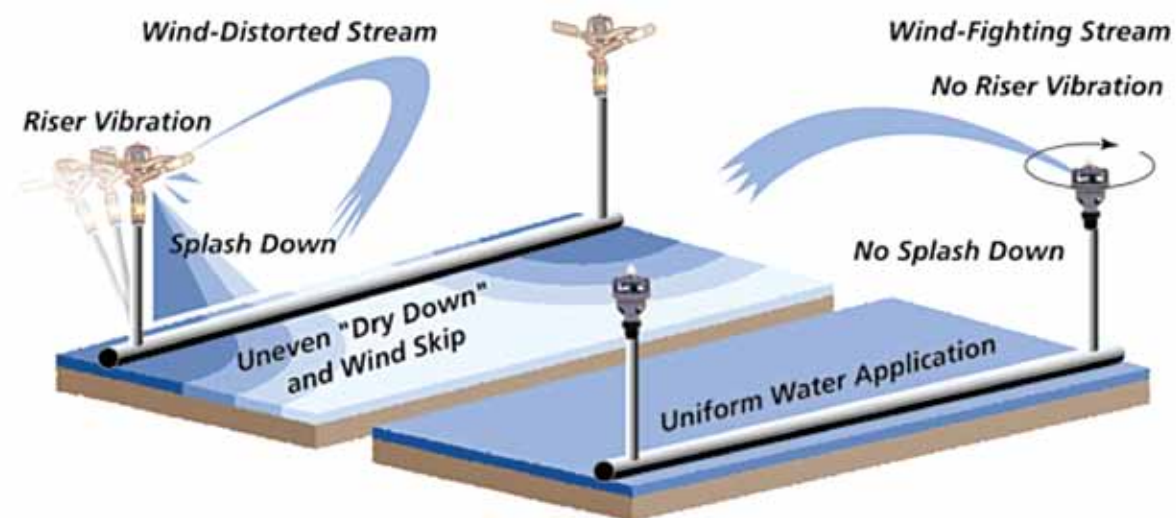
- "Windfighter" Range
- High uniformity
- Proven reliability
- Long throw distance
- Less maintenance
- Low costs
- Easy and quick opening cap
- No riser vibration
- No splash down

SPECIFICATIONS












- Radius: 11,6 – 12,5 m
- Flow Rate: 431 – 737 l/h
- Operating Pressure: 2,75 – 4,5 bar

HIGHER UNIFORMITY THAN IMPACT SPRINKLERS

The R2000WF Rotator forms a tight wind-penetrating stream that is systematically broken up by a diffuser, filling in the water pattern. Its sweeping action gently distributes water droplets to the ground preventing soil compaction.



PLATES AND NOZZLES COMBINATION

	+		=	IT-10299-114	 IT-9316 OBLIGATORY ADAPTER FOR ALL R2000WF MODELS
		WF 25° Radius: 11.6-12.2m			
	+		=	IT-9920-013	
		#13 Yellow 451 l/h*			
	+		=	IT-9920-014	
		#14 Green 509 l/h*			
	+		=	IT-10299-116	
		WF 25° Radius: 11.9-12.5m			
	+		=	IT-9920-015	
		#15 Tan 597 l/h*			

* Flow rate guaranteed at operating pressure of 3,0 bar

PERFORMANCE




PLATE OPTIONS	CODE	NOZZLE	CODE	FLOW RATE (l/h)				
				2.75 bar	3.0 bar	3.5 bar	4.0 bar	4.5 bar
 Green WF 25° Radius: 11.6-12.2m	IT-10299-114	 #13 Yellow (13/128)	IT-9920-013	431	451	487	521	558
				 #14 Green (7/64)	IT-9920-014	487	509	550

PLATE OPTIONS	CODE	NOZZLE	CODE	FLOW RATE (l/h)				
				2.75 bar	3.0 bar	3.5 bar	4.0 bar	4.5 bar
 Red WF 25° Radius: 11.9-12.5m	IT-10299-116	 #15 Tan (5-128)	IT-9920-013	574	597	647	695	737

The performance data in this section has been recorded under ideal test conditions and may be adversely affected by poor hydraulic entrance conditions, slope, riser tilt, temperature, wind or other factors.

